

VERSETTA STONE®

STONE SIDING



The beauty of stone, the simplicity of siding.

WHAT IS VERSETTA STONE®?

Versetta Stone® is a stone veneer siding panel that is mortarless and cement-based. Its panelized design is installed with mechanical fasteners, allowing carpenters and contractors to recreate the beauty and craftsmanship of authentic stone masonry using nails or screws.

For over 50 years, Boral® has worked to build a reputation for quality, authenticity and design by consistently improving and perfecting the production process for manufactured stone veneer, becoming the most recognized brand in the industry. With a combination of lightweight concrete, basic aggregate, water, and mineral oxide pigments, the master craftsmen can not only mimic the look of natural stone, but also improve upon it with more consistent color, quality and weight. From this knowledge, expertise and dedication to innovation comes Versetta Stone® – a new, mortarless stone veneer with a modern installation method.


Tight-Cut, Sterling

Shown on cover: Tight-Cut, Terra Rosa


WHY CHOOSE VERSETTA STONE®?



QUALITY



SYSTEM



SELECTION



SPEED

From new construction to remodeling, exterior facades to stunning interiors, Versetta Stone® adds the beautiful detail of traditional stone masonry to residential and commercial buildings. With a modern installation method, Versetta Stone offers a complete system founded on quality, selection, and speed.

A REPUTATION FOR QUALITY, PERFORMANCE, AND INNOVATION

- Tested and approved to rigorous building code standards†
- Class A Fire Rating†
- Withstands freezes, thaws, normal winds and heat†
- NAHB Green Approved Product
- Minimum of 50% recycled content as validated by UL Environment™
- ICC Evaluation Service Report ESR-2859


2 FT²
Per Panel

110 MPH
Wind Resistance†

50-YEAR
Limited Transferable
Warranty

†See Versetta Stone® Product Data Sheet for proprietary test results, located at VersettaStone.com

THE VERSETTA STONE® SYSTEM



Universal Corner
36" x 9-1/2"
1" to 2-1/4" (nominal) Thickness
8" Exposure



Flat Panel
36" x 9-1/2"
1" to 2-1/4" (nominal) Thickness
8" Exposure



J-Channel
10" Length
Available in Taupe only



Starter Strip
10" Length
Available in Taupe only



FROM START TO FINISH, THE COMPLETE SYSTEM FOR YOUR NEXT PROJECT



Tight-Cut, Terra Rosa



Wainscot Cap/Sill

36" x 3-1/2"
2.6" Exposure
3" Thickness
Available in Taupe & Charcoal




Trim Stone

36" x 9-1/2"
8.2" Exposure
Available in Taupe & Charcoal



Receptacle Box

10" x 8"
1-3/4" Thickness
Available in Taupe only



Light Box

6" x 8"
1-3/4" Thickness
Available in Taupe only



FLAT PANEL

The main component of the Versetta Stone® system, the Flat Panel covers two square feet and weighs approximately 17 lbs. Each panel is embedded with a G-90 galvanized nail strip* that allows for easy installation with mechanical fasteners.

*Includes a 60-year corrosive resistant warranty.



UNIVERSAL CORNER

The Universal Corner panels are the same size and shape as Flat panels but have finished ends. Universal Corner panels fit neatly with Flat panels and are designed for use on end wall terminations and for inside and outside corners. The panels must be cut to create right and left panels.



Graphite



Mission Point



Plum Creek



Sand



Sterling

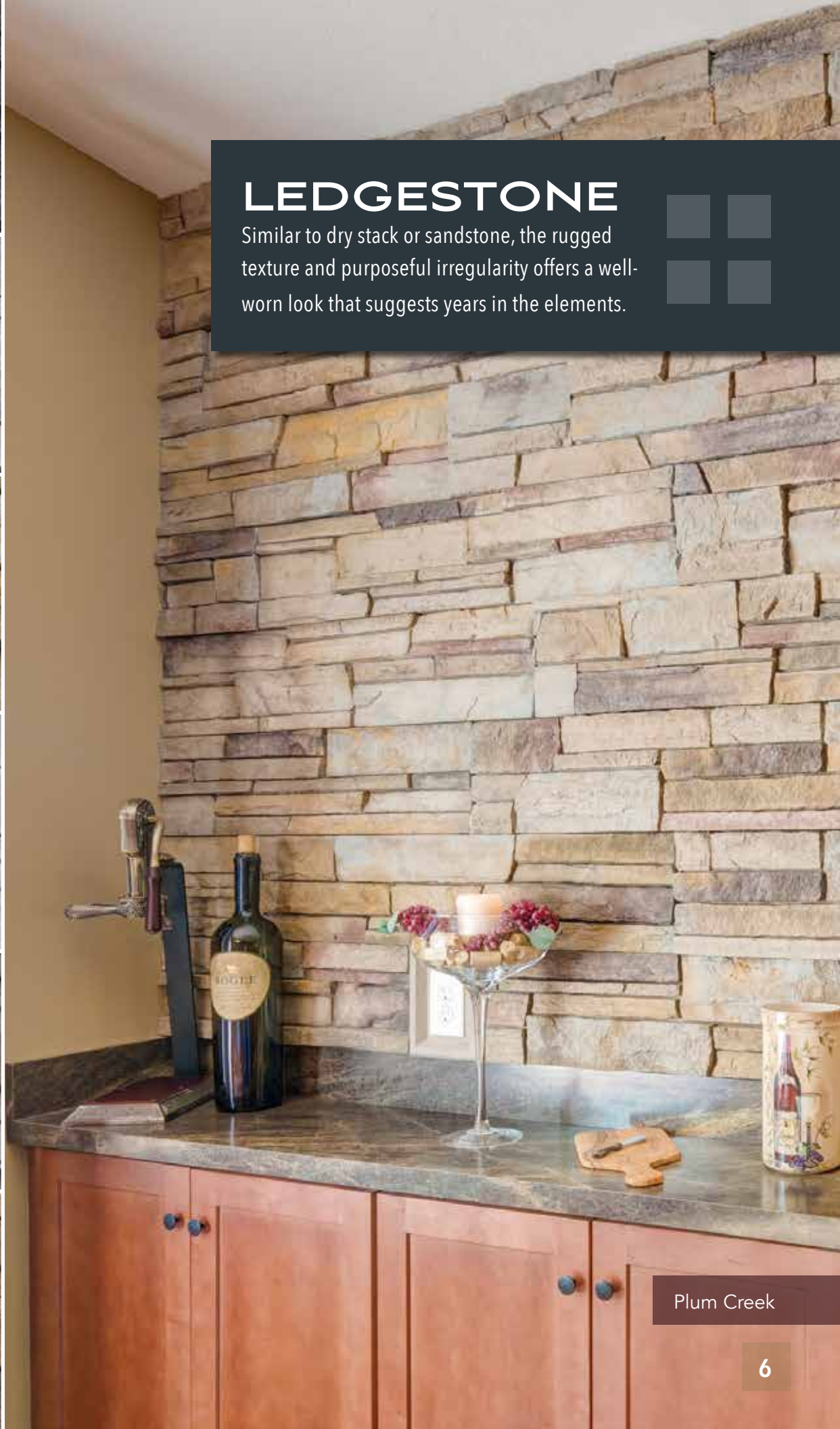


Terra Rosa



LEDGESTONE

Similar to dry stack or sandstone, the rugged texture and purposeful irregularity offers a well-worn look that suggests years in the elements.



Plum Creek



Graphite



Mission Point



Plum Creek



Sand



Sterling



Terra Rosa



TIGHT-CUT

With the traditional look of Random Ashlar or quarried limestone, this profile fits tightly together to emulate rural 19th century American architecture.



Graphite

CARVED BLOCK

Combines larger stones, in various sizes, with a chiseled texture to mimic split face stone.

Panels are 1-1/2" thick.



Sea Salt

Midnight

THE VERSETTA STONE PANEL

Mortarless panels are designed for quick and easy installation using mechanical fasteners.

Nailing Flange


Pre-drilled Weep Holes

Groove



Tongue

1/4" Rain Screen (on back)



For step-by-step instructions, or to access tips and tricks for making installing Versetta Stone® even simpler, watch our installation videos at **VersettaStone.com**.



INSTALLS WITH SPEED

- Installs with screws or nails
- No metal lath or scratch coat necessary to install
- Panels interlock with tongue & groove system
- Built-in rain screen to ensure proper water drainage
- Pre-drilled weep holes allow water to escape
- Can be installed in any weather conditions



Ledgestone, Mission Point

Visit **VersettaStone.com** for more
information and to find a dealer near you.



BORAL
BUILDING PRODUCTS

Atlantic® Premium Shutters | Builders Edge® | Foundry® Specialty Siding | Grayne® Engineered Composite Shingle
Kleer® | Mid-America Siding Components® | SturdiMount® | Tapco Tools® | TruExterior® Siding & Trim
Vantage® Shutters | Versetta Stone® | Wellcraft Egress Systems®