



MIDWEST
CONSTRUCTION
SIDING • WINDOWS • SUNROOMS
SEAMLESS GUTTERS

Quality Products, Quality Installation since 1958


MWCINC.COM





Why Vinyl


The Oasis® Collection is made with a proprietary vinyl formulation to ensure the optimum in product quality, performance, and durability. This formulation includes a special UV inhibitor that helps provide superior weather-resistance to keep your room beautiful year after year.


Vinyl is virtually maintenance-free to provide you with years of ease. The 2000 and 2600 series easily clean with mild detergent and water. Vinyl’s thermal and sound insulating properties enhance the energy efficiency of your home while taming outside noises.


- 


Scratch resistant
- 


Color retention
- 

Strong and durable
- 

Low/no maintenance
- 

Affordable
- 

Recyclable
- 

Sound absorption
- 

Superior thermal efficiency

Testing and Approval

All of our products have been third party tested, exceeding industry standards.



2600CA Under Existing Roof in White




Standard *Sunroom* Features

For over 67 years we have been Building Our Reputation, One Room at a Time® through quality craftsmanship, service, and innovation. Every room is custom built to your specifications. Create your perfect room today!



DUAL OPERATING SLIDERS¹

- Both sashes slide and lift out for easy cleaning.
- Aluminum reinforced interlocks for added security.
- Fusion welded.
- Full extruded screen with Water Shed Technology.®



FINISHED INTERIOR

- No exposed fasteners provide a clean and modern look.



VINYL PATIO DOOR

- Fully welded sashes with steel reinforcements.
- Adjustable (no rust) brass rollers for smooth operation.
- Key-locked entry handle.



KORAD® WALL PANEL

- Scratch and dent resistant.
- Vinyl skin includes 100% UV inhibitor.
- TCA-Guard®
- Insulation matches R-Values found in new residential construction.²



CUSTOM FACTORY ASSEMBLY

Wall sections are pre-built by our expert factory technicians saving time and labor during construction ensuring you a quick and smooth project.*

*(Pre-assembled walls have limitations based on height or weight due to quality control, safety, or truck loading constraints.)

¹Standard features for the 2000SL and 2600SL Series. 2600CA comes standard with dual operating casement windows.

²R-13 fiberglass is used on 2x4 wall construction matching the R-Value on the 2600PD, 2600SL, and 2600CA series. 2000SL Korad® performs at R-10.



2600SL Under Existing Roof in White



Optional *Sunroom* Features



FLEXSCREEN®

- Seen on Shark Tank, these tensile steel frames bend/bow and increase your view.

GLASS TRANSOM OR TRAPEZOID

- Upgrade your view on any wall with fully welded windows above your doors, or above and below your windows.³



THERMAL BREAK

- Exceptional weather resistance.^{3, 4}




ELECTRICAL PACKAGE

- Concealed dedicated channels for electrical or cable runs.
- Flush mounted electric channels, compared to surface mounted.



VINYL ENTRY DOOR

- Keyed deadbolt for security.
- Aluminum reinforcement in vinyl frame and sash chambers.
- Choice of knob or lever handle in brass, satin-nickel, oil rubbed bronze, or black.



FOAM FILLED COMPONENTS

- Provides superior insulation (thermal break package required).⁴



INSUL-DECK™

- Structurally insulated.
- Meets Energy Star® requirements.
- TCA-Guard®



2600SL Studio in Beige

³Rooms requiring high wind design can be foam-filled but not thermally broken on H-mullion component.

⁴See pages 22-23 for options available by series.



ClimateMaster® Roof

Exclusive technology only with a ClimateMaster, we've set the industry standard for design, energy efficiency and strength. This design outperforms traditional I-beam or snap & lock systems. It will hold the heaviest of snow loads for a lifetime of worry-free enjoyment, guaranteed!

CLIMATEMASTER® ROOF

- Gasket compression eliminates exposing sealants to UV.
- Rafter design equalizes weight for entire length of roof (not just at the walls).



EXTRUDED GUTTER

- 10x's stronger than conventional roll-form gutter.
- Able to hold the heaviest of rain or snow.
- Matches your home's current style.



ROOF HEADER

- Distributes roof load evenly across entire length of wall.
- Windows and doors will operate smoothly, in any season, for a lifetime.



TCA-GUARD® PROTECTION

- Termites and carpenter ants can not penetrate.
- Non-toxic mineral is applied to all our of EPS foam products.



2600SL Architectural in White



Optional *Roof* Features

3", 3¾" OR 6" ROOF PANELS

- Different thicknesses to meet load requirements.
- Upgrade to a thicker roof for more insulation.

SKYLIGHT

- Fixed or operable (screen included).
- 20-1/2" x 43-1/2" overall size.
- Insulated LoE glass.


OSB LAMINATED PANEL

- ½" OSB is applied inside the roof panel for increased strength.
- Allows for application of exterior shingles or wood ceilings.



ROOF MULLION ELECTRIC RACEWAY

- Concealed electric channel for running power or cable.
- Great for overhead fixtures such as ceiling fans or lighting.




CATHEDRAL RIDGE BEAM

- Laminated Veneer Lumber (LVL) engineered to your roof load requirements.
- Custom V-notch for running power and lighting.
- Finished with seamless vinyl sleeve.



THERMAL BREAK

- Increased energy efficiency.¹



¹Roof mullion electric raceway not available with thermal break.



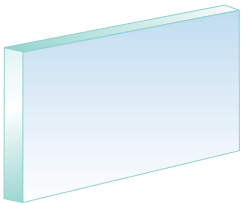
2600SL Gable in White

Smartshield Glass

One of the most overlooked features in a sunroom is glass - a critical oversight considering it can make up 95% of your sunroom walls. We realize how important it is, which is why Smartshield Glass utilizes the highest performing LoE coatings with warm-edge spacer technology. There is no smarter choice which is why we shield it with a lifetime warranty on glass breakage and seal failure.


SINGLE PANE CLEAR

- Best for seasonal use.
- Allows natural light.
- Protection from the elements.



SMARTSHIELD

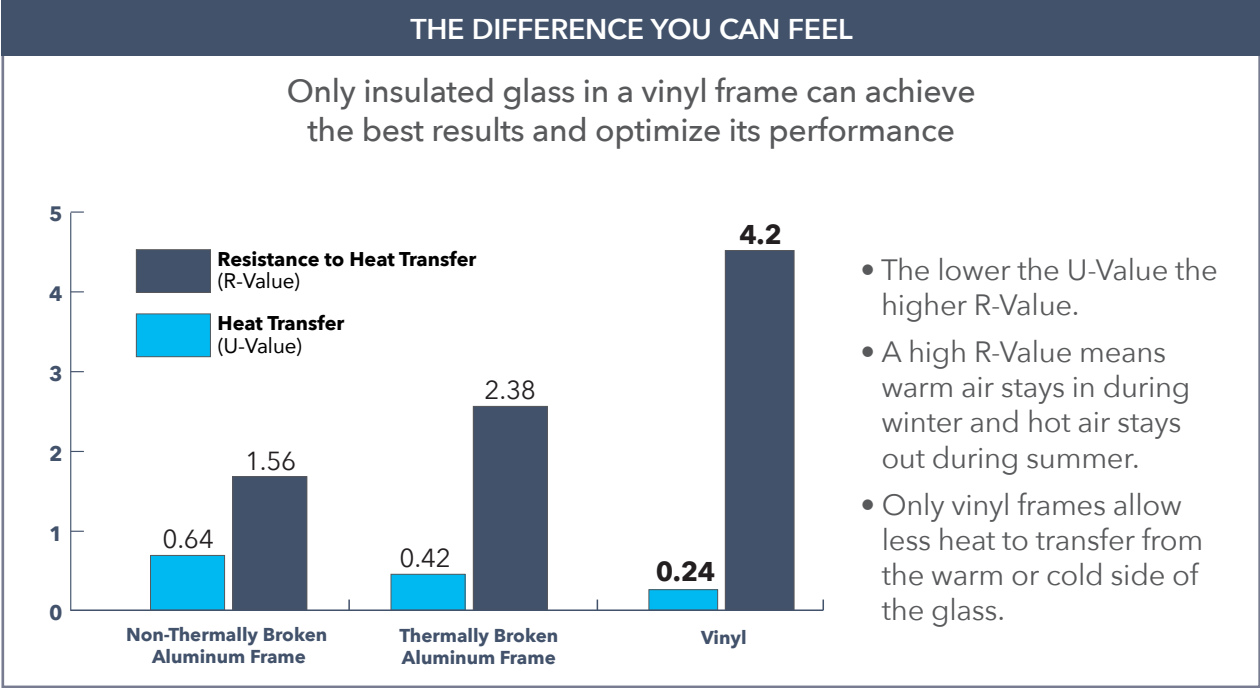
- 77% More Efficient in Winter
- 83% More Efficient in Summer
- 95% UV Rays Blocked



*When compared to single pane clear.

TEMPERED GLASS


- Standard on all sunrooms.
- 4x's stronger than regular annealed glass.
- Safer and more secure.



SUPER SPACER® - THE ULTIMATE EDGE

Developed by NASA technology, this multi-layer foam spacer outperforms other spacer systems in every way possible. When its cold outside, metal spacers can DRAIN the energy of your high performance glass.

- Best thermal performance for energy savings.
- Sound absorption taming outside noises.
- Enhanced comfort near windows.
- Superior argon gas retention.
- Excellent condensation and mold resistance.



2600SL Architectural in Beige



Outdoor *Living* with a Screen Room



MAINTENANCE FREE COMPONENTS

- Krystal Kote® paint process.
- Electrostatic applied polyester paint.
- Finish that will not fade and resists scratches.
- Superior over wet-applied or baked enamel.
- Extruded frame has greater strength over roll-formed.

DESIGN OPTIONS

- Available in Korad solid panels or full-view screens.
- Up to two out-swing storm doors come standard.
- Customize your chair rail height.

BETTERVUE INSECT SCREENING

- Water Shed Technology™
- Repels water, prevents dirt and debris from staying on screen.
- Greater openness for better airflow and more natural light.
- Durable hydrophobic coating will not discolor.



Stay Cool, Dry, and *Comfortable* with a Patio Cover



ROOF SYSTEM

- Climatedmaster 4' wide panels.
- Krystal Kote® finish prevents scratches, discoloration, or chalking.
- Minimal pitch requirements.

DESIGN OPTIONS

- 3" x 3" post support system, or custom wood engineered design.
- Add skylights or OSB laminated roof panels.
- Easy to add walls and convert your patio cover to a sunroom or screen room later.

SUPPORT SYSTEM

- 3" x 3" extruded posts (stronger than 4" x 4" pine with no twisting).
- Concealed fasteners with vinyl inside roof trim.





2600SL Gable in Beige



2600SL Gable in Beige with Siding



2600SL Architectural in Beige



2600SL Gable in White



2600SL Gable in White with Siding



2600SL Studio in White with Insul-Deck™



2600SL Gable in Beige



2000SL Under Existing Roof



2600SL Gable in White



2600SL Gable in White



2600SL Under Existing Roof in White



2600CA Gable in White



2600SL Gable in White



2600SL Gable in White



2600SL Gable in White



2600 Gable in White



2600PD Studio in White



2600SL Under Existing Roof in White



2600SL Under Existing Roof in White



2600SL Under Existing Roof in White



2600SL Gable in Clay



2600SL Gable in White



2600SL Gable in White



2600SL Under Existing Roof in White



2600SL Studio in Beige



2600SL Under Existing Roof in White



2600SL Under Existing Roof in White



2600SL Studio in White




























































































2600SL Gable in White



Oasis® *Collection* At-A-Glance



	Seasonality	White, Beige, Clay	Gable	Studio	Architectural	Under Existing	Single Pane Clear	Smartshield Glass	Storm or Screen	Vinyl Patio or Swing Door	Dual Sliders	Casement	Awning	Glass Transoms or Trapezoids	FlexScreen®	Thermal Break	Foam-Filled Extrusions	Electrical Raceway System	Insul-Deck™ Flooring System
	Preferred Usage ³	Color	Roof Styles				Glass Options		Door Options		Window Styles & Options					Optional Features			
2600SL Series Fully customizable to your liking.	   	  													 ²		 ⁴		
2600CA Series Selective style with unmatched performance.	   																 ⁴		
2600PD Series Full views with ventilation.	   	  															 ⁴		
2000SL Series The economical choice.	   			 ⁵		 ⁵									 ²			 ⁶	
Screen Room Outdoor living.	  	 																	
Patio Cover Blocks the elements.	  	   ¹																	

¹Roof panels, ridge beam sleeve, and 3" x 3" patio cover posts are only available in white. Roof trim can be color matched to beige or clay walls. Beige and clay roof trim only available in 3¾" and 6" roof panels.

²FlexScreen® is only available on sliding windows.

³Depending on climate, a heat source may be required to use in winter months similar to usage of a home furnace.

⁴Foam-filled extrusions are only available on wall components, and when thermal break is selected.

⁵Height limited to 10' wall. Consult dealer or Joyce Mfg. Co engineering if under-existing application requires load bearing support to existing roof.

⁶Electrical raceway comes standard in 2000SL Series requiring just electrical post to complete electrical raceway system.



Warranties We Stand Behind

LIFETIME & TRANSFERABLE

- 2000SL, 2600SL, 2600CA, 2600PD
- Climatemaster® Roof and Insul-Deck.™
- Glass breakage and seal failure.

15 YEAR TRANSFERABLE

- Screen room walls.



(515) 986 - 3545

(800) 383-1058

FAX (515) 986-9596

2021 S.E. 44th COURT GRIMES, IA 50111

Family Owned and Operated Since 1958
Quality Products Quality Installation



Windows



Siding



Sunroom



Roofing

