



ENDURE™ WINDOWS & PATIO DOORS



SHOWN ON THE COVER

Textured Matte Coal Black Painted
Endure™ Double Hung Windows
with Internal Grids

SHOWN ON THIS PAGE

White Endure 3-Lite Patio Door
with Black Signature Hardware

Table of Contents

A Message from the CEO.....	02	Glass Packages.....	20
ENERGY STAR®.....	03	Understanding the NFRC Label.....	21
Why Choose Vinyl.....	04	Privacy and Tint.....	24
Window Features.....	06	Grids.....	25
Patio Door Features.....	10	Internal Blinds.....	27
Window and Patio Door Types.....	12	Decorative Glass.....	28
Colors.....	14	Art Glass.....	30
Hardware.....	16	MasterFit™ Trim.....	35
Insulated Glass Units.....	18	Warranty Highlights.....	38
Super Spacer®.....	19	Discover More.....	40

THE PROFESSIONAL WAY

ProVia® caters to a niche within the window and door market that demands a high degree of customization coupled with outstanding quality. Our company defines the products that meet this demand as "professional-class." We have found success by adhering to a set of core values that guide us as we develop rewarding, long-term relationships with our employees, customers and homeowners.



**Our Mission: To Serve, By Caring
for Details In Ways Others Won't**



**DOORS | WINDOWS
SIDING | STONE | ROOFING**



Doing Business Since 1977



2,000+ Associates Nationwide



**Multi-Time ENERGY STAR®
Partner of the Year Award Winner**



**Serving Alongside "8 Days of
Hope" helping Rebuild Homes,
Communities and Lives**



**2,100,000 sq. ft Total
Manufacturing / Warehouse Space**



**11,000 Tons of Metals, Paper,
Glass and Vinyl (Window and
Siding) Recycled Annually**

INDUSTRY ASSOCIATION

ProVia is a proud member of the Window and Door Manufacturers Association (WDMA) and American Architectural Manufacturers Association (AAMA) - leading voices in our industry. As such, we support advocacy in building code and ASTM standard arenas, quality materials, installation and design in Doors and Windows.



ACCREDITATION AND TESTING

ProVia products are voluntarily third-party tested and rated in several energy performance categories through the National Fenestration Rating Council and meet or exceed standards governed by the American Architectural Manufacturers Association.







Midwest Construction has been improving homes in Iowa since 1958 and welcomes the opportunity to earn your business. Family-owned and operated, Midwest is committed to the vision of founder Alex P. Despenas: to provide "Quality Products & Quality Installation."

A remodeling project may seem overwhelming, but Midwest Construction, a **factory direct company**, will efficiently guide you through the process – from your free, no-obligation design consultation, through the construction phase, to providing you with the best warranties in the industry.



Our trained and certified production managers and installers will guarantee your remodeling project is completed in a timely and professional manner. Our goal is to ensure your peace of mind and comfort with high-quality, energy-efficient exterior products and exceptional craftsmanship.

Our showrooms in Mason City and Grimes feature full-size window and door displays, siding profiles, and a multitude of colors, options, and accessories. Visit our All-Season Sunrooms and experience the extra space and comfort a sunroom can bring to your home.

Midwest Construction carries ProVia® professional-quality replacement windows, patio doors, entry doors, and siding. ProVia has decades of experience developing durable, energy-efficient exterior products for your project.

Midwest Construction has earned:

- Better Business Bureau Integrity Award Winner for fair and ethical business practices, 1999 and 2015 BBB+ Accredited Business
- 2022, Chamber of Commerce Small Business of the Year.
- NARI Member Since 1987 (National Association of the Remodeling Industry)
- Home Builders Association – Greater Des Moines Area
- Qualified Remodeler Magazine Top 500 remodeling company, 1998 - 2023
- Remodeling Magazine Big50 remodeling company, 2017

Check us out at mwcinc.com or better yet, stop in and visit our showrooms!



WHY CHOOSE VINYL

Your Versatile Window Solution

Endure™ windows are constructed of SunShield® vinyl, made with a compound proven to perform better than alternative building materials. Vinyl ensures long-lasting color retention and low maintenance, plus the added confidence of a warranty against rotting, cracking, pitting, corroding and peeling. The vinyl is resistant to rot, insect and microbial damage, never requires painting and is easy to clean.



LOW MAINTENANCE

Vinyl is the low-maintenance choice for residential use.



SUPERIOR WEATHERABILITY

The vinyl compound is uniquely formulated to withstand the harsh effects of weather, UV light and southern exposure.



COLOR RETENTION

Pharmaceutical-grade compounding and blending systems provide consistency, so you can rely on superior color and weatherability.



DESIGNED TO PERFORM

Industry partnerships and on-going research into new technologies ensure the vinyl compound exceeds industry standards, outperforms the competition, and works together to offer best-in-class technology.





White Endure Double Hung windows
with Flat Internal Grids

WINDOW FEATURES

Endure™ windows can be completely customized to fit your exact style. Everything from the size of the window, the interior and exterior colors, hardware finishes, glass packages and trim options can be chosen by you.



The Components




FINELINE™ TECHNOLOGY

This innovative welding process creates an aesthetically appealing corner. Standard on laminated and painted windows.



FRAME

Endure windows are constructed with a 3/4" vinyl frame. Both the sash and frame are welded for increased strength.



GLASS PACKAGE

Endure windows feature a 3/4" ComforTech™ Insulated Glass Unit. A DLA-UV glass package is standard. See page 20 for other options.



INSULATION

A graphite foam insulation is added to the frame, providing greater energy efficiency and performance.




BARRIER-FIN WEATHERSTRIPPING

This weatherstripping provides a barrier against air, water, dust and noise.



BULB SEAL WEATHERSTRIPPING

This weatherstripping prevents water from penetrating the foam cell structure and has a unique UV-resistant barrier.



REINFORCEMENT

INNERGY® Thermal Reinforcements are the innovative, energy-efficient alternative to aluminum with added insulating properties making it 700x better.



SCREEN FRAME AND MESH

Endure windows have a durable and rigid extruded aluminum screen frame with BetterVue® fiberglass mesh, which provides an enhanced view, increased insect protection and improved airflow.



FLEXSCREEN® (OPTIONAL)

A great alternative screen frame option that is easy to install. It perfectly hides within the window frame, drastically improving sight lines. This is standard on painted exterior windows.



PROFILE™ DA LOCKS*

"DA" stands for "Dual Action" - it locks and tilts the window, all in one motion.



INTEGRAL INTERLOCK*

The top and bottom sashes come together with an extruded (integral) interlock to ensure stability when locking the window.



BALANCE SYSTEM*

The block and tackle balance system allows the top and bottom sashes on a Double Hung window to effortlessly slide up and down.

* Applies to Double Hung Windows.





Textured Matte Coal Black painted
Endure™ Double Hung windows
with Internal Grids

PATIO DOOR FEATURES

Endure™ patio doors can be completely customized to fit your home. Everything from the size of the door, the interior and exterior colors, hardware finishes, glass packages and other glass options can be chosen by you.




The Components



FINELINE™ TECHNOLOGY

This innovative welding process creates an aesthetically appealing corner. Standard on laminated and painted patio doors.



REINFORCEMENT

Galvanized steel reinforces the panels and sill to ensure rigidity and stable operation.




PATENTED WATER DRAINAGE SYSTEM

This allows water on the sill to drain to the exterior of the home.



INSULATION

A graphite foam insulation is added to the frame, providing greater energy-efficiency and performance.



SLIDING SYSTEM

A patented sliding system, featuring four adjustable 1" wheels per operating panel, allows the sash to glide effortlessly on the sill.



ACCUVENT™

ProVia's® proprietary design featuring a sash lever combined with a top-mounted ratchet and lock system allowing multiple venting locations and peace of mind.



ALUMINUM SCREEN FRAME

A rigid and durable frame that holds the screen mesh in place and is easy to slide within the screen track.



SCREEN LATCH

A spring-loaded screen latch system automatically engages upon closing.



BETTERVUE® FIBERGLASS MESH

This mesh is very durable and flame retardant, providing an enhanced view, increased insect protection and improved airflow.




BARRIER-FIN WEATHERSTRIPPING

This weatherstripping provides a barrier against air, water, dust and noise.



BULB SEAL WEATHERSTRIPPING

This weatherstripping prevents water from penetrating the foam cell structure and has a unique UV-resistant barrier.



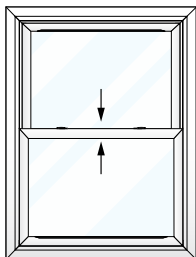
GLASS PACKAGE

Endure patio doors feature a 1" ComforTech™ Insulated Glass Unit. A DLA-UV glass package is standard. See page 20 for other options.

TYPES

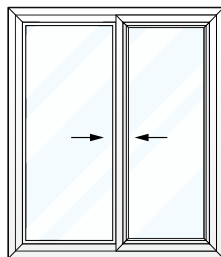
Windows

DOUBLE HUNG



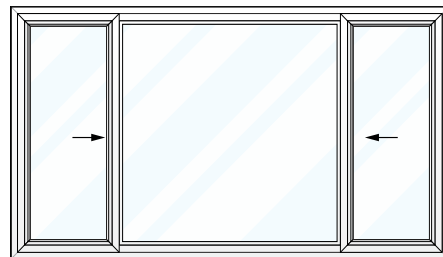
- Block & Tackle Balance System
- Exterior Glazing
- Cove Sash Profile
- Triple Weatherstripping
- Two Profile™ DA Locks with Integrated Tilt Latches
- Dual Vent Locks
- Integral Interlock at Meeting Rail
- Top Sash Retention

2-LITE SLIDER




- Brass Rollers
- Exterior Glazing
- Cove Sash Profile
- Dual Weatherstripping
- Two Profile Locks
- Vent Lock
- Anchor Stops (standard on 3-Lite)

3-LITE SLIDER




CASEMENT AND AWNING



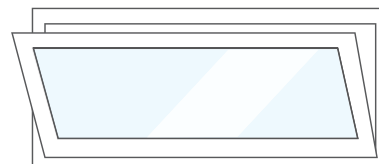
- Exterior Glazing
- Multi-Point Locking Hardware
- Fold-Away Handle
- Corner Drive System on Units measuring at least 24" x 56 1/4" (Casement)
- Washability Hinge (Casement)
- Quick-Release Dual Arm Operator (Awning)
- Stainless Steel Hardware (Optional)

PICTURE




- Fully Welded Frame
- Interior Glazing
- Direct Set Glass
- Sloped Sill

HOPPER



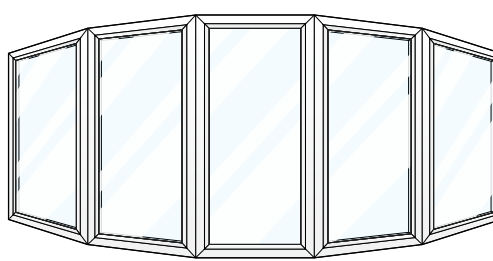
- Exterior Glazing
- Interior and Exterior Accessory Grooves
- Durable Zinc Cast Top-Mounting Lock and Hinge
- Insulated Panel Option Available to Mull to a Hopper Window (Great way to add a dryer vent)

BAY



Bay: 3-Lite Unit with 2 Operable Windows with Screens

BOW




Bow: 3, 4, 5 or 6-Lite Unit with 2 Operable Windows with Screens

Roof Kits: Available in Wood, Painted Aluminum, and Copper.

**See the Bay and Bow Vinyl Product Information Brochure for more information.*




ARCHITECTURAL SHAPES



- Interior Glazing
- Fully Welded Frame
- Direct Set Glass
- Wide Range of Shapes Available
- Optional Operating Octagon Shaped Window
- Single Hung Circle Top Window Available

GARDEN



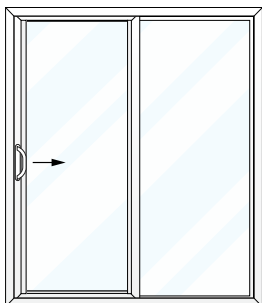
- Top Sloped Insulated Glass
- Twin Sealing, Fully Screened Operating Casement Windows
- Dual-Point Locking Operator
- Fold-Away Handles
- Fiberglass FlexScreen®

**See the Garden Window Product Information Brochure for more information.*

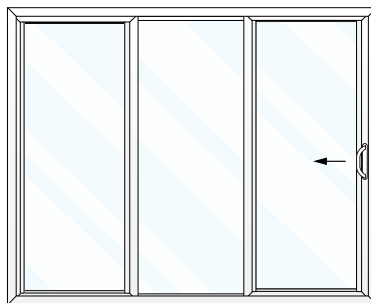
Patio Doors

Fixed sidelites and transoms also available. Refer to page 11 for patio door features.

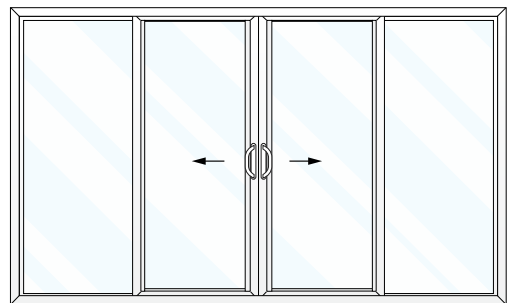
2-LITE



3-LITE



4-LITE



Center, right, and left hand operable options are available.

COLORS

Vinyl and Laminate Colors




TUFTEX™ Smooth Cladding available in White, Beige, Sandstone, Bronze and Black. Color combinations will vary based on the window type chosen. See entryLINK for details.

Available Color Combinations

		INTERIOR COLORS						
EXTERIOR COLORS								
		✓			✓	✓	✓	
			✓		✓	✓	✓	✓
				✓	✓	✓	✓	✓
		✓			✓	✓	✓	

Exterior Paint Finishes

Trending paint colors also available. See entryLINK for all color options.



NEW Upgrade your window or patio door so the interior, jamb pocket and exterior are all black. An all black window or patio door will come standard with a slightly Textured Matte Coal Black paint.

Opting for a painted exterior only gives you the choice between Coal Black and Textured Matte Coal Black paint options.

Ask to see our Paint Color Selector to see the difference.


Always refer to our color selector for accurate color representation.

Custom-Matched Paint Colors

How to Order Custom Painted Windows and Patio Doors

1. Visit a Sherwin Williams paint store and select a paint color of your choice.
2. Specify the selected color name and paint number from the paint color swatch at the time of order
OR provide your dealer with a 3" x 3" sample of the selected color for ProVia to match.





Coal Black Exterior Painted 2-Lite
Patio Door with Satin Nickel Signature
Hardware and Internal Grids

HARDWARE

Windows

Double Hung and Slider



Profile™ DA Lock

Casement and Awning



Lock Out Crank Handle

The lock-out feature prevents the handle from closing prematurely while operating the window. The handle can be easily put in the closed position by engaging the lever on the back.

Standard Finishes

White
Beige
Sandstone
Coppertone
NEW Black

Optional Finishes

Antique Brass
Satin Nickel
Flat Bronze

Patio Doors

Signature Hardware
available with
and without keylock

Modern Hardware
with Keylock



Standard Finishes

White
Beige
Sandstone
Black

Optional Finishes

Antique Brass
Bright Brass
Satin Nickel
Aged Bronze

Black Signature Hardware

Modern patio door hardware available in Aged Bronze and Satin Nickel.



White Profile™ DA Locks

INSULATED GLASS (IG) UNITS

LOW-E GLASS

Special coatings reflect infrared light, keeping heat inside in the winter and outside in the summer. They also reflect damaging ultraviolet light, which helps protect interior furnishings from fading.

GAS FILLS

Energy-efficient products have either argon or krypton gases between the panes. These odorless, colorless, non-toxic gases insulate better than regular air.

MULTIPLE PANES

Two or three panes of glass with an air or gas-filled space in the middle, insulate much better than a single pane of glass.

WARM EDGE SPACERS

A spacer keeps the glass panes the correct distance apart. Non-metallic spacers insulate pane edges, reducing heat transfer through the window.

Glass Strength

When ordering glass for windows, you can choose single, double or triple strength glass.

1_x

2.5mm or $\frac{3}{32}$ " panes
Available in annealed only

2_x

3mm or $\frac{1}{8}$ " panes
Available in tempered or annealed

3_x

5mm or $\frac{3}{16}$ " panes
Available in tempered or annealed

SUPER SPACER®

Between You And The Elements

Warm edge technology is more than just a low-conductive product that helps make insulated glass units more thermally efficient. The warm edge spacer is the seal that keeps the glass package in windows and patio doors from failing. Super Spacer is a dual-seal insulating glass system. This non-metal, structural foam spacer resists condensation, reduces energy costs, provides long-life durability and adds both comfort and value to your windows and patio doors.

Super Spacer is better able to ensure NFRC ENERGY STAR® certification by providing the best thermal conductivity, the lowest U-Factor among dual-seal systems and the best durability available in the industry. The all-foam formula blocks the heat escape path, improves sound absorption over traditional metal spacers and lasts up to nine times longer in durability tests than single-seal units. The all-foam formula reduces the effects of temperature changes, barometric pressure, wind load and glazing pressure, resulting in less seal failure and fewer stress cracks.



ENHANCED NOISE REDUCTION

The all-foam formula's excellent sound dampening properties reduce outside noise, even in industrial environments.



MYLAR 10-LAYER VAPOR BARRIER

The Super Spacer thermoset foam matrix is exceptional. Moisture is kept out, gas is kept in and conductivity is virtually nonexistent.



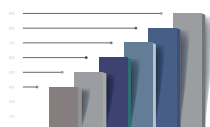
THE NO-METAL ADVANTAGE

Thermal efficiency through no presence of conductive metals is the Super Spacer hallmark.



LASTING APPEARANCE

The Warm Edge Glazing System stands up to the natural bending and bowing from temperature changes, barometric pressure and wind load.



IMPROVED STENGTH

The P-1 test exposes units to 140°, 95-100% humidity and constant UV bombardment. Each week of testing is equal to one year of field use. Super Spacer survives with long term P-1 performance with a low seal failure history.



WARMEST EDGE

Super Spacer provides the warmest edge among dual-seal systems with up to +14.4° F / 8° C warmer temperatures at the edge of the glass.

COMFORTECH™ GLASS PACKAGES

Standard for Endure™

TLA-UV

DLA-UV-HC

DLA-UV

DLA

Clear Glass

High Performance Low-E UV

Argon Gas

Super Spacer®

Hardcoat Glass

High Performance Low-E UV

Argon Gas

Super Spacer®

Clear Glass

High Performance Low-E UV

Argon Gas

Super Spacer®

Clear Glass

High Performance Low-E

Argon Gas

Super Spacer®

●●●●●●○○○○○

R-Value of 6

●●●●●○○○○○○○

R-Value of 5

●●●●○○○○○○○○○

R-Value of 4

●●●●○○○○○○○○○

R-Value of 4

Several other double and triple glazed glass packages are available, including with
 Krypton Gas (triple glazed only) as well as Hard Coat and Low-E options.

R-Value reflects center of glass data only for a 1" IG unit with double strength glass. Actual values will vary based on the window package chosen.

ENERGY STAR®

There are some important things to note about what makes a window or patio door ENERGY STAR certified.

ENERGY STAR certified windows and patio doors:

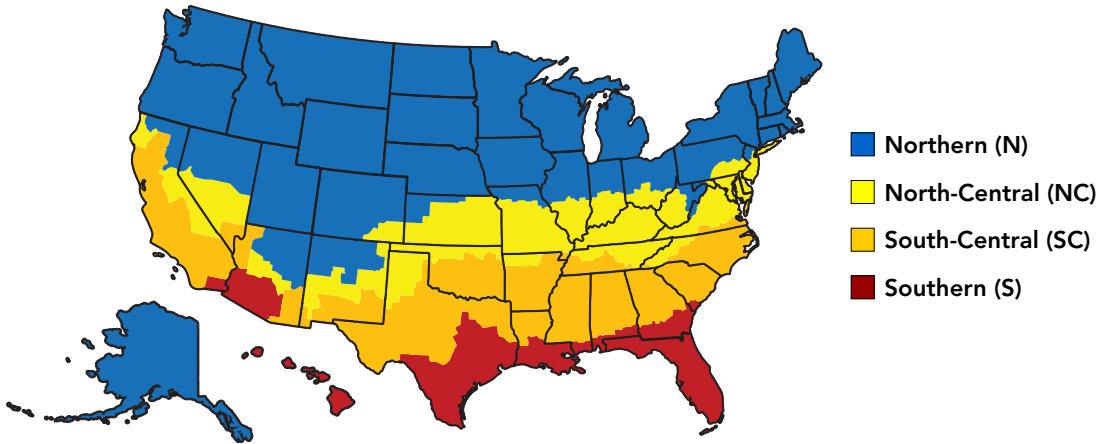
1. Are manufactured by an ENERGY STAR partner
2. Are independently tested, certified and verified by the National Fenestration Rating Council (NFRC)
3. Have NFRC ratings that meet voluntary energy efficiency guidelines set by the U.S. Environmental Protection Agency (EPA)

Though ENERGY STAR does not require any specific technologies, certain product features are common in many certified products.

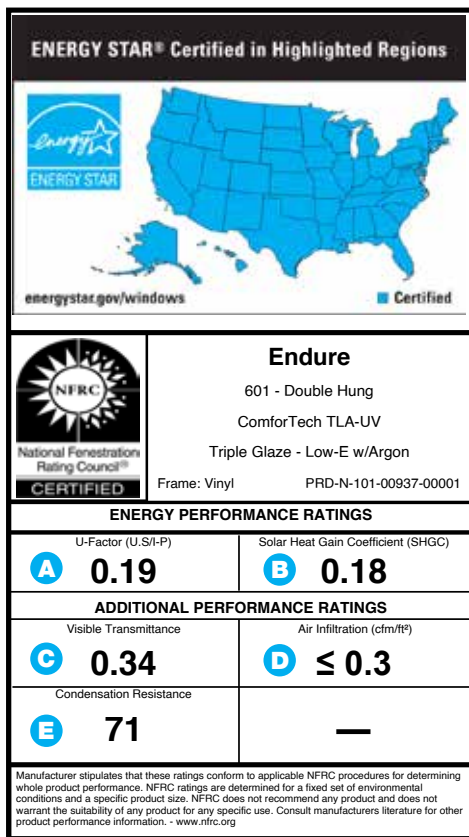
Visit energystar.gov to learn more.

NEW ENERGY STAR 7.0 REQUIREMENTS

Climate Zone	U-Factor	SHGC	
Northern	≤ 0.22	≥ 0.17	Prescriptive
	= 0.23	≥ 0.35	Equivalent Energy Performance
	= 0.24		
	= 0.25		
	= 0.26		
North Central	≤ 0.25	≤ 0.40	
South Central	≤ 0.28	≤ 0.23	
Southern	≤ 0.32	≤ 0.23	



UNDERSTANDING THE NFRC LABEL



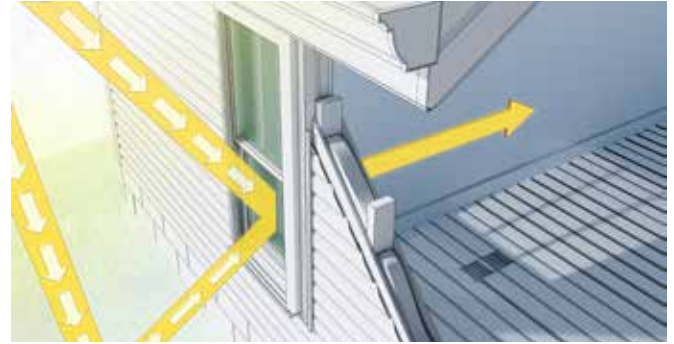
- A U-Factor** – Insulating value of the entire window system. Lower numbers reflect better insulating value.
- B Solar Heat Gain Coefficient (SHGC)** – Amount of heat from the sun passing through the glass. Lower numbers indicate glass is keeping heat from entering your home. SHGC is measured on a scale from 0 to 1.
- C Visible Transmittance** – Amount of visible light passing through the glass. Higher numbers indicate glass is allowing more light to enter your home. Visible transmittance is measured on a scale from 0 to 1.
- D Air Infiltration** – How much air is entering or escaping through the window. Lower numbers indicate air is kept from entering or escaping.
- E Condensation Resistance** – Amount of moisture it takes for glass to condensate when exposed to extreme interior and exterior temperature changes. Higher numbers indicate better resistance to condensation. Condensation resistance is scored on a scale of 0 to 100.

For example purposes only. Numbers will vary based on the window or patio door package chosen.

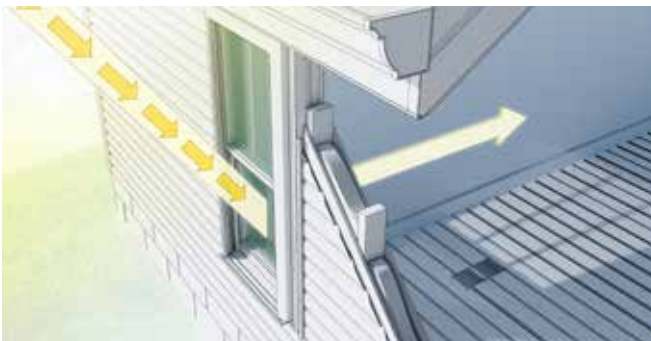
U-Factor



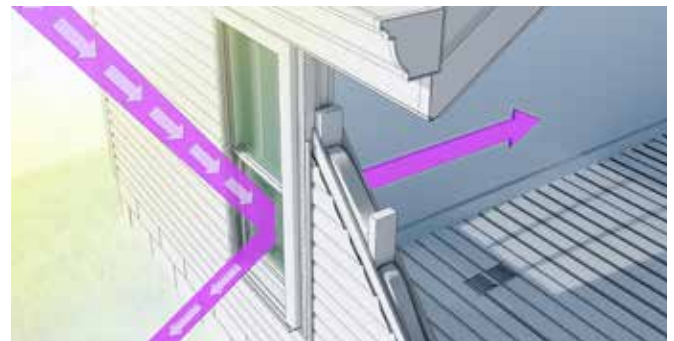
Solar Heat Gain



Visible Transmittance



Air Infiltration







Textured Matte Coal Black painted
Endure™ Double Hung and Casement
windows with Internal Grids

PRIVACY AND TINT

Privacy Options

Choose from six different types of glass if you need light to filter in, yet want to maintain privacy. These glass styles look great in rooms where privacy is important.



Chinchilla



Taffeta



Waterfall



Gluechip



Obscure Pebble



NEW Frosted

Actual privacy levels will vary depending on your distance from the glass and also the amount of light in the room in comparison to the light outside your home. For extra privacy, contact customer service to add an extra pane of privacy glass to your window or patio door order.

Tint Options

Tinted glass can help reduce UV transmittance, solar heat gain and glare. Tinted glass options can give a room a whole new look, providing its own unique set of benefits. Be sure to choose the right one for your home.



Clear Glass



Bronze

High visible light transmittance
Warm glow to interior décors
Complements brick and stone
Ultraviolet light protection



Green

Subdues interior brightness
High visible light transmittance



Gray

Excellent glare control
Exceptional protection against interior fabric and color fading
Ultraviolet light protection



Blue

Low shading coefficient
High visible light transmittance
Solar performance (reduces solar heat gain)

GRIDS

The style of grids you choose can make a big impact on your home's appearance. Grids look great on the front side of a house or in accent windows throughout the home. You can choose from internal or external grids and several grid patterns including variations of Colonial, Cottage and Prairie styles.

External Grids (Simulated Divided Lites) *Windows only

Grids are applied to the glass on both the interior and exterior of the window. If you decide to get painted windows, choosing SDL's as your grid choice allows the SDL's to be painted to match your exterior window color.



Internal Grids

If you want grids, but prefer not to clean around them, opt for internal grids so you get the same look without the hassle.



Contoured



Flat

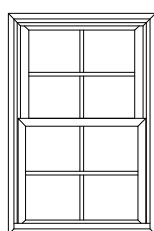


Pencil

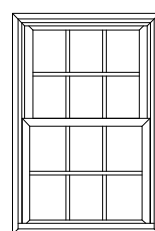
Available in Satin Nickel, Brass and Bronze (for windows only)



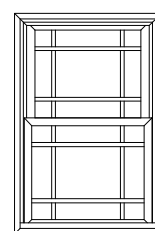
V-Groove
Available in 3/8"



Cottage



Colonial



Prairie



2-Lite Sliding Patio Door painted
Coal Black with White Internal Blinds
and Black Signature Hardware

INTERNAL BLINDS

Internal blinds are a convenient option for blocking harsh sunlight and increasing privacy on windows and patio doors.

Constructed with sturdy aluminum and enclosed in tempered safety glass, the blinds are protected from weathering, damage, and dust, and they are not a hindrance to cleaning your glass.

Available Colors

Internal blinds are available in white plus five other color options to complement any room in the house.



White



Cream



Tan



Silver



Champagne



NEW Black

Blind slats are 1/2" wide.

*Internal Blinds come with a **10-year Limited Warranty**.*

Allow for additional lead time on your window and patio door order.

Blinds and grids not available together.

Not available in 50" x 80" or 96" x 80" patio door sizes.

DECORATIVE GLASS

Decorative glass available for windows only.

Decorative glass is unique in that it achieves its personality and beauty through aesthetic imperfections – waves, striations, and air bubbles that create natural effects and singular characteristics. ProVia® decorative glass mimics the hand-made sheet glass of centuries past, and these stunning ornamental designs elevate the look of your windows, boosting the curb appeal of your home.



ProVia Exclusive

These decorative glass designs are only found on ProVia products. This gives your home a unique style that can't be found anywhere else.



Covered by a Lifetime Limited Warranty


Warranty includes glass breakage and seal failure.

Watch the Decorative Glass creation process here!



SCAN ME

BROOKHAVEN



CARRINGTON



CARLISLE



CONSTANCE



ECLIPSE



ESMOND



ESSENCE



FLORENCE




GEMSTONE



GENESIS



LAURENCE



MANHATTAN



MIRAGE



SOMERSET



SYMPHONY



TACOMA



TRANQUILITY



ART GLASS

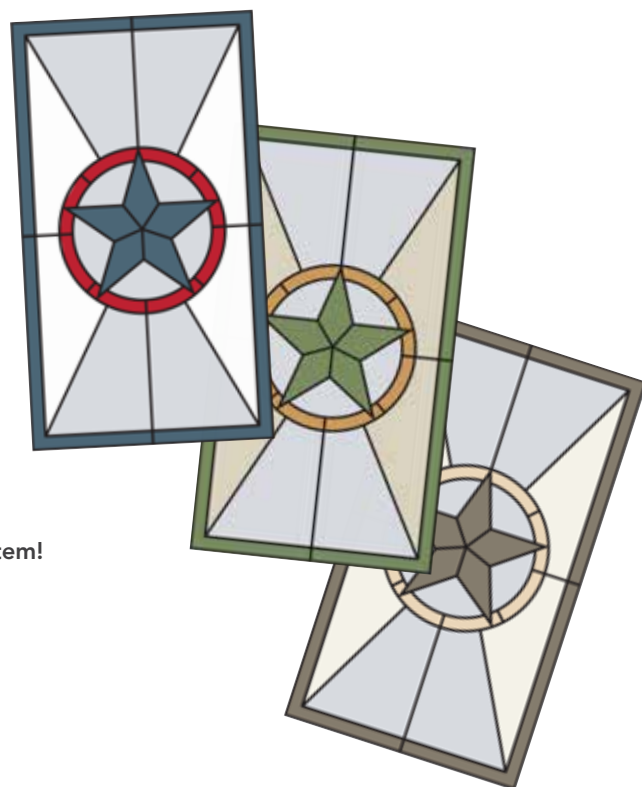
A ProVia® exclusive, Art Glass offers you an opportunity to create a unique artistic statement using design and color. Your window and patio door glass can reflect the inspiration of your creative vision and allow you to display an original piece of art with beautiful curb appeal.




Design A Unique Piece Of Art Glass

- Using **entryLINK™** or the **ProVia app**, create a window or patio door configuration, then select “**Art Glass**” as the glass type.
- Choose an Art Glass **design** that suits your unique style.
- Pick a complementary or contrasting **resin bead color**.
- Choose from four elegant **privacy glass options**, or **clear glass**.
- Select **colors** to fill in the design.
 - Select hues from ProVia **Standard** and **Trending** color palettes.
 - **Clear Fill** and **No Fill** may also be chosen as well as custom colors.
 - Color placement and number of colors is pre-determined and will render as you choose them. **Picture this as a a color-by-number system!**

Experiment with various color combinations until you find the perfect match for your home.




Color Fill Options



➤ Denotes Trending Color

Always refer to our color selector for accurate color representation.

Privacy glass is tempered for safety and this process may cause minuscule surface waves on the glass. Since the surface is not completely flat, the color fill may migrate toward lower points in the glass, resulting in varied saturation levels on the surface.



Clear Fill

CLEAR FILL

Clear Fill imparts a degree of transparency to privacy glass. The Clear Fill option may be used on privacy glass sections of the design to allow homeowners a clearer, yet translucent view

Resin Bead Colors



Black



Silver



Gunmetal



Clay




Bronze


AMERICANA



BLOSSOMS




BROOKHAVEN




CARLISLE



ECLIPSE



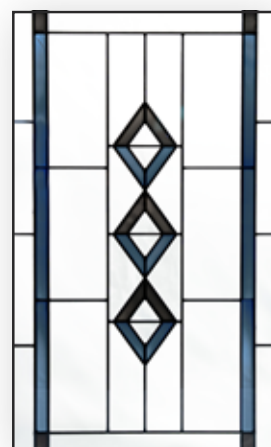
ESMOND




FLORENCE




GEMSTONE



HARBOR




HAVEN




IMPERIAL



LAURENCE



LINCOLN



MANHATTAN



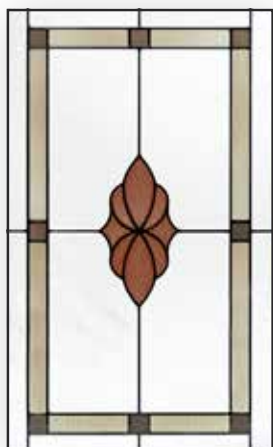
PALM




POPPY




SOMERSET




TACOMA



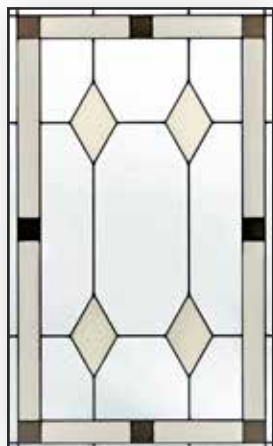
TRANQUILITY




VERSA



VINTAGE



WESTIN






2½" Colonial Style MasterFit Trim
painted Snow Mist White

MASTERFIT™ TRIM

Add the finishing touch to the interior of your window with the MasterFit trim system, complete with assembled frame extensions that interlock with mortise and tenon casing. The MasterFit trim system guarantees a precise, custom-fit and long-lasting factory applied finish.

See the *Special Order Casing Guide* for more casing profile options. For available paint and stain color options, refer to provia.com.


Profiles




2 1/2" Modern Profile



2 1/2" Colonial Profile



3 1/2" Colonial Profile



3 1/2" Flat

Mitered casing with high quality mortise and tenon corner locking system ensures strength and durability.

Additional Trim Options



Traditional Interior Stop
1 3/8" W x 1/2" H



Jamb Extension
2 1/2", 4 1/2", or 5 1/2" W x 3/4" H



Stool
4" or 6" W x 1" H



Shoemold Interior Stop
3/4" W x 1/2" H



Rosette
3 7/8"





Endure™ Coal Black Painted Exterior
Double Hung Windows with Vertical
Internal Grids

WARRANTY HIGHLIGHTS



BASIC WINDOW OR PATIO DOOR UNIT - LIFETIME TRANSFERABLE

The rigid vinyl and factory-applied wood components of the window or patio door (not including factory installed jamb extensions), are warranted against chipping, cracking, peeling, pitting, blistering, warping or delamination for as long as you own and live in the Home in which the product was originally installed. This warranty is transferable to one subsequent purchaser.



HARDWARE - LIFETIME

ProVia® further warrants the moving parts, such as balances on double-hung windows and locking mechanisms in all units, for as long as the original purchaser owns and lives in the Home in which the product was originally installed, if those parts are not free from defects in material and workmanship under conditions of normal use and wear.



PATIO DOOR HANDLES - LIFETIME / 1 YEAR

ProVia further warrants all patio door handles with a Bright Brass, Satin Nickel or Aged Bronze finish against tarnishing for as long as you own and live in the Home in which the product was installed. Patio door handles with a painted finish, Flat Bronze, Modern Bronze or Antique Brass finish are warranted against flaking, checking, blistering or peeling for a period of (1) year from date of installation.




INSULATED GLASS UTILIZING SUPER SPACER® - LIFETIME

ProVia further warrants the insulated glass units utilizing Super Spacer in its vinyl windows or patio doors against defects resulting in material obstruction of vision as the result of film formation between the interior glass surfaces caused by failure of the air-tight seal, for as long as the original purchaser owns and lives in the Home in which the product was originally installed. Small spots, marks, lint, and scratches not exceeding applicable glass manufacturing specifications imposed by Federal Specification 1036-90 will not constitute defects under this warranty.



GLASS BREAKAGE - LIFETIME

ProVia further warrants the insulated glass units utilizing Super Spacer in its vinyl windows or patio doors against breakage as follows: (1) If the glass in a properly registered and warranty covered unit breaks as the result of a manufacturing defect; (2) In the event of an accident in the Home that is not covered by insurance or is of an amount that is within the insurance policy deductible, ProVia will replace the glass free of charge, for as long as the original purchaser owns and lives in the Home in which it was originally installed. Glass breakage is not covered for insulated glass units with internal blinds or insulated glass units in Garden Windows.



SCREENS - LIFETIME

Further, ProVia will replace under normal conditions of use, for as long as the original purchaser owns and lives in the Home in which the product was originally installed; for manufacturing defects, if the fiberglass, aluminum or stainless steel screening is not free from rotting, staining, or rusting. No warranty herein covers torn screen mesh caused by abnormal use, negligence, or other means not controlled by ProVia.



FLEXSCREENS - LIFETIME

Further, ProVia will replace under normal conditions of use, for as long as the original purchaser owns and lives in the Home in which the product was originally installed; for manufacturing defects, if the fiberglass screening is not free from rotting, staining, or rusting. No warranty herein covers torn screen mesh caused by abnormal use, negligence, or other means not controlled by ProVia.



PAINT/STAIN FINISH - 15 YEAR / 10 YEAR

ProVia® further warrants the factory-applied paint on vinyl window components against cracking, pitting, peeling, blistering or suffering from non-uniform fading discoloration (non-uniform fading discoloration resulting from unequal exposure of surfaces to the sun and elements is not covered by this warranty) and defects in material and workmanship for a period of fifteen (15) years from date of installation.

ProVia further warrants the factory-applied paint or stain finish on interior wood components against flaking, checking, blistering or peeling and defects in material and workmanship for a period of ten (10) years from date of installation. Damage to the paint or stain finish caused by condensation and normal wear are not covered.



INTERNAL BLINDS - 10 YEAR

Internal blind units are warranted against seal failure and defects in material and workmanship for a period of ten (10) years from date of installation.



BAY, BOW & GARDEN WINDOWS - 10 YEAR

Bay and Bow windows (frames and roof kits) and Garden Windows (frames, sashes, hardware and insulated glass units) are warranted against defects in material and workmanship for a period of ten (10) years from date of installation. Garden windows are not available in the Aeris series.



TRANSFERABLE WARRANTY

The Warranty on the basic window or patio door unit is transferable by the original purchaser to one subsequent purchaser for purchaser's personal residence provided the warranty transfer is completed within thirty (30) days after the date of transfer of ownership. Warranty transfers must be completed online at www.provia.com/warranty.



NON-RESIDENTIAL & MULTI-FAMILY APPLICATIONS

Where the structure in which the product is installed is not a single family residence occupied by the purchaser, or is owned by a public or private corporation for profit or non-profit, an unincorporated association or other business entity of any type recognized by law, a church, a school, a governmental or public authority, the time periods stated in this warranty shall be limited as follows: Basic Window or Patio Door Unit – 5 Year (non-transferable); Hardware - 1 Year; Insulated Glass – 10 Year (glass breakage not included); Internal Blinds – 5 Year; Screens – 5 Year; and Finishes – 1 Year.



COASTAL APPLICATIONS

For products that are installed in a Coastal region the time periods stated in this warranty shall be limited as follows: Non stainless steel hardware mechanisms in Casement Window & Patio Door units - 5 year mechanical warranty; Aged Bronze, Bright Brass or Satin Nickel Patio Door Handles – 10 Year Finish. Definition of Coastal Regions: For information and maps of Coastal regions please go to www.provia.com/coastalwarranty.



View the Complete
Warranty on
provia.com

DISCOVER MORE

WEBSITE

ProVia.com makes it easy to explore and compare numerous door, window, siding, stone or roofing options in a straightforward, interactive way. Configure a door or window, visualize products on your home, explore color palettes, and learn about different architectural styles—all from our innovative Design Center. Save your favorite products, colors, photos or ideas throughout the site into your own ProVia® portfolio for reference any time and share them across your favorite social media platforms. ▶



VISUALIZER

Let your imagination run free with this exterior home design tool. Select from a library of existing home styles or upload a photo of your own home.

In a few easy steps, update your siding color, add stone or metal roofing, configure windows, or create a one-of-a-kind entry door system.

Looking for professionally inspired color and product palettes? Apply one of our pre-selected Designer Collections to create a curb-appealing look. ▼





APP

Use the ProVia app to configure doors and windows or select from an extensive collection of vinyl siding, manufactured stone and metal roofing styles.

FEATURES

Door and Window Configuration

Vinyl Siding Profiles, Colors and Accessory Accents

Manufactured Stone Styles, Color Palettes and Grout Options

Metal Roofing Profiles, Trims and Colors

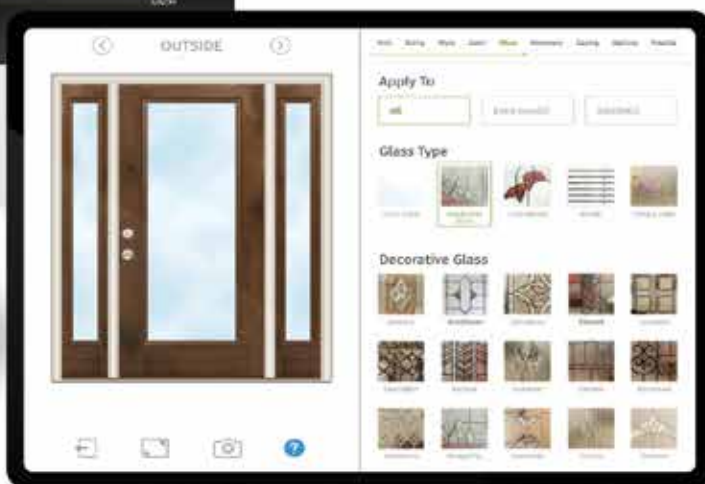
Videos, Photo Galleries and Catalogs

ProVia Dealer Locator



SOCIAL MEDIA

We love seeing how you apply our products to your home. Please share your photos with us. ▽





"To serve, by caring for details in ways others won't." It's not just our mission, but a way of letting our light shine every day at ProVia®. We continually strive to put these words into action by providing unmatched quality and service. The P-icon symbolizes each employee's commitment to devoting the utmost care, pride and quality into each building product we manufacture...it's The Professional Way.



At ProVia, we manufacture energy efficient products and exercise corporate environmental stewardship by recycling, reducing pollution emissions and much more. In fact, our company has received repeated awards from the Environmental Protection Agency such as Partner of the Year - Sustained Excellence for outstanding efforts in energy savings.



DOORS | WINDOWS
SIDING | STONE | ROOFING
provia.com

© 2024 ProVia
P-MK-02600-24 | 10/23

Distributed by:

--