

# AMERICAN ELITE

WINDOW SERIES







## WHO WE ARE

Our commitment to quality has grown us to become one of Northwestern USA's leading remodeling teams. Today, we continue to serve Minnesota, North Dakota, South Dakota, Iowa, and Wisconsin with premium remodeling services delivered at honest prices. We fortify our business by building stronger, more efficient and more beautiful homes for our customers—always working to develop home improvement solutions tailored to their lifestyle. Our value-driven work propels us forward as a top-tier service, and we design every facet of our business to reflect our pledge of excellence.

## WHAT SETS US APART

Since our founding in 2004, we at YHIC have never wavered from our deeply held commitment to world-class products and outstanding service. From simple door replacements to complete roofing installations, we approach every project with the same customer-first philosophy. As a BBB-accredited home remodeling company, we pride ourselves on:

### EXCELLENCE

With us, there's no such thing as "good" or "better"—there's only the very best! To guarantee top-notch results, we provide best-in-class products from renowned manufacturers.

### EXPERTISE

All of our installers are company-trained and certified in their areas of specialty, so you won't have to worry about the quality of your installation or the professionalism of the workers in your home.

### RESPONSIBILITY

Beyond the exceptional quality of our products, we stand behind them with a number of protective warranties. In fact, we match every manufacturer warranty with our own labor guarantee!

### VALUE

We may not offer the rock-bottom prices of some companies, but we do ensure the highest return for your investment. We've chosen our products because they're proven to stand the test of time.



Beautifully beveled vinyl profiles accurately reproduce the traditional look of wood.



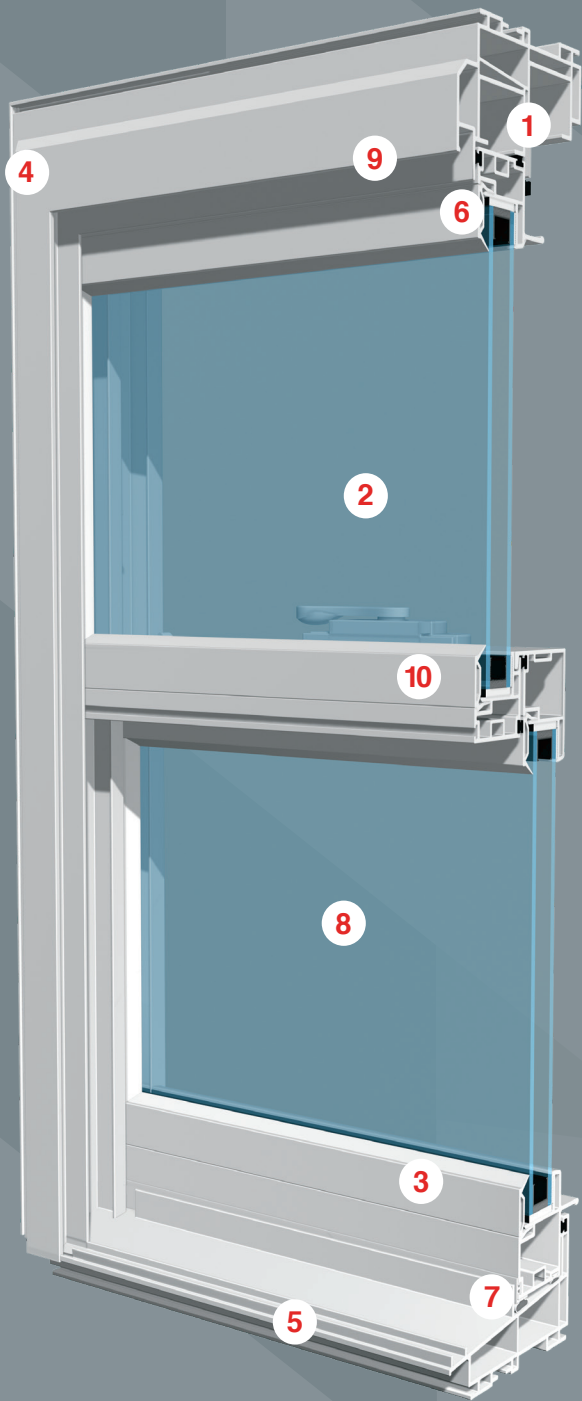
## AMERICAN ELITE WINDOW SERIES

YOU EXPECT A LOT FROM A WINDOW COMPANY.  
BUT THEN AGAIN, **SO DO WE.**

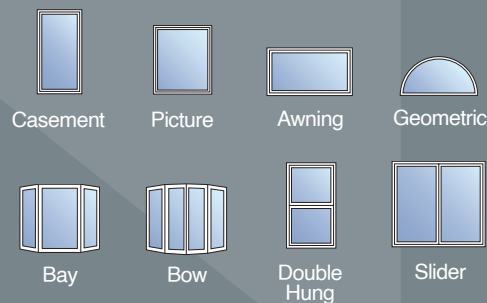
Quality construction. That's what it's all about. It's why we're so confident that YHIC American Elite windows represent some of the best thinking in the industry. And it's why, once you see them for yourself, we think you'll agree. Beautiful designs. Dependable performance. Unmistakable details. After all, you wouldn't settle for anything less. So, why would we?








## AMERICAN ELITE WINDOW STYLES




## STANDARD FEATURES

- 1 Frame profiles feature internal divided chambers for added rigidity and enhanced thermal performance.
- 2 Double-strength insulating glass unit is 3/4" – optimum size for dependable energy efficiency.
- 3 Glass edges are positioned 1/2" into the sash to help maintain even temperatures.
- 4 Frames and sash are welded at mitered corners – the strongest type of construction on the market.
- 5 The sloped sill design prevents water from pooling during heavy rains.
- 6 Multiple weatherseals at various points around each sash reduce drafts.
- 7 Sash feature a closed-cell foam barrier seal at the sill to block water penetration.
- 8 Three molecular layers Low E coating with Argon Gas.
- 9 Heavy duty extruded screen frames.
- 10 2<sup>nd</sup> Generation constant force balance system that makes sashes very easy to lift.

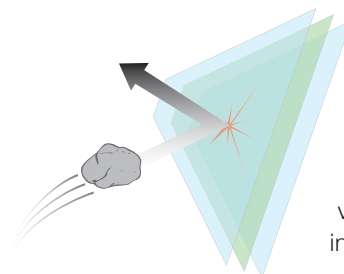
At the point where operable sash meet, the interlocking design of the meeting rail or stile keeps sash together tightly around color matched weatherstripping to further increase weather resistance.



Double Hung windows feature two vent latches for partial ventilation.



Windows with operable sash move smoothly and easily because of a 3/4" constant force coil spring balance system.



Optional laminated glass is a difficult-to-penetrate laminate layer between two panes of glass. Located on the interior side of the window, the laminated layer makes it very difficult for someone to force entry into your home through the window.

On the popular Double Hung window style, low-profile latches release the sash to tilt in – allowing interior and exterior cleaning to be done from the inside.



## LEEP GLASS

### BENEFITS OF LOW E

Double-strength exterior glass pane with triple layer Low E coating delivers the ultimate in high visibility and maximum solar control. Low E glass helps maintain even temperatures inside the home in all climate conditions. In winter and colder climates, Low E helps retain heated air inside the home. In summer and warmer climates, it helps keep warm air outside and cool, air-conditioned air inside the home. The no-haze Low E glass also blocks 95% of ultraviolet rays that fade carpet, draperies and artwork.

### LEEP GLASS COMPARISON

Dual pane windows with LEEP (Low E Extra Performance) Glass from YHIC deliver thermal performance comparable to windows with triple glass from other manufacturers. LEEP (also known as Supercharged Low E) glass looks like regular Low E glass, but it has a supercharged coating on the inside pane of glass that gives even higher protection than the standard Low E coating.

### ARGON GAS

Argon Gas inside the sealed insulating glass unit is more dense than air to further amplify insulating properties.

### ENERGY STAR® CERTIFIED

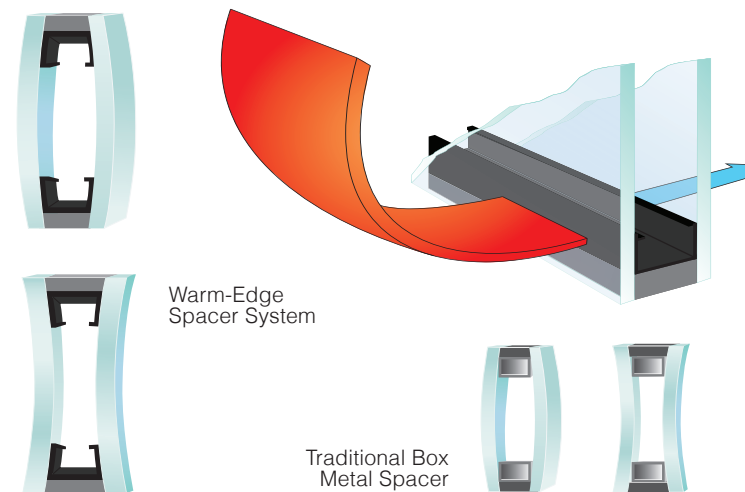
LEEP glass is in compliance with Energy Star guidelines in all climate zones.

### OPTIONAL TRIPLE PANE GLASS

Triple Pane Glass is available, providing additional benefits to your window product. Please contact your YHIC representative for more information.

### OPTIONAL LAMINATED GLASS

LEEP glass is available with laminated glass. Laminated glass makes it very difficult for someone to force entry into your home through the window, providing an extra layer of strength and security for you and your loved ones.



### WARM-EDGE SPACER SYSTEM

With traditional box metal spacer systems, when the glass expands and contracts with temperature fluctuations, it can damage or completely break the seal inside the glass unit, leading to drafts and complete window failure. But because the Warm-Edge Spacer is made with a U-channel design, as the glass expands and contracts, the spacer flexes and the air-tight seal remains intact. In addition, the U-channel spacer is far less conductive than metal and thereby reduces temperature transference dramatically.

### LEEP GLASS THERMAL PERFORMANCE


*Double Hung, DS/DS, WCW-M-3002468-00001*

| R-Value | U-Factor | SHGC | VT  |
|---------|----------|------|-----|
| 4.01    | .25      | .20  | .46 |



# IT DOESN'T MATTER WHETHER YOU LIKE IT HOT OR COLD. WE KNOW HOW TO MANAGE BOTH.

Today, energy efficiency is a bigger deal than ever. No wonder. With rising heating and cooling costs coming in at record numbers, homeowners have to make every dollar count. That's why we are proud that YHIC American Elite windows are some of the most advanced, most energy efficient and highest performing replacement windows available. Making the most of warm-edge technology coupled with intuitive design features, our American Elite windows are an excellent choice to help reduce heating and cooling costs in every climate region across the country.

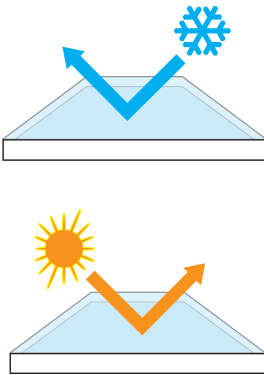


The Intercept® spacer inside the insulating unit features a unique, u-channel design that is more efficient than box spacers.



American Elite windows meet ENERGY STAR® guidelines when ordered with Low E/Argon-filled glass.

All American Elite windows help to lower energy costs because they feature Low E glass and Argon gas inside the insulating glass unit. Low E glass helps keep heated air inside during colder months and air-conditioned air inside during warmer months. Argon gas is a non-toxic gas that is heavier than air. By replacing the air inside the insulating glass unit with Argon, it adds higher insulating values and increases efficiency.



# IT'S GOOD TO HAVE OPTIONS

## INTERIOR/EXTERIOR COLORS

\*Black interior is only available with black exterior.

|       |        |
|-------|--------|
| White | Tan    |
| Clay  | Black* |

## INTERIOR WOODGRAINS

|           |           |
|-----------|-----------|
| White Oak | Light Oak |
| Dark Oak  | Cherry    |

## EXTERIOR LAMINATE COLORS

Exterior Laminate Colors require an extended lead time.

|           |              |        |
|-----------|--------------|--------|
| Earthtone | Hunter Green | Silver |
| Black     | Brown        | Bronze |

## DECORATIVE GLASS

|         |            |
|---------|------------|
| Obscure | Rain Glass |
|---------|------------|

## HARDWARE

### STANDARD CAM LOCK



White



Black  
*Only available on black interior.*

### PLATED CAM LOCK



Satin Nickel



Bronze

## GRIDS

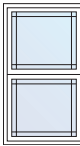
Available in three patterns, optional grids can be placed behind the glass, or on the glass surface as a simulated divided lite. Grids are available in all colors and interior woodgrain surfaces.



Colonial



Perimeter



Prairie



Grids, exterior view

## BLINDS

- Single/Double Low E options available.
- Contemporary, single fingertip controller to raise, lower and tilt.

| STYLE               | WIDTHS      | HEIGHTS     | SINGLE LOW E   | DOUBLE LOW E     |
|---------------------|-------------|-------------|----------------|------------------|
| Double Hung         | 21" - 56"   | 31" - 84"   | 270/CL, 366/CL | 270/189, 366/189 |
| Casement            | 14.5" - 36" | 19" - 80"   | 270/CL, 366/CL | 270/189, 366/189 |
| Fixed Unit Casement | 14.5" - 81" | 19" - 81"   | 270/CL, 366/CL | 270/189, 366/189 |
| Picture             | 13" - 84"   | 17.5" - 84" | 270/CL, 366/CL | 270/189, 366/189 |



Sizing limitations exist. Internal grids are unavailable. External SDL grids are unavailable. When ordered with blinds, on Double Hung windows, the standard configuration is blinds in both sash, but can be ordered with blinds in only the top or only the bottom sash. Please contact your sales representative for more information.





SOMETIMES OUR PRODUCT DESIGNERS GET CARRIED AWAY.  
AND FOR THAT, WE OWE THEM A BIG FAT **THANK YOU.**




As beautiful as they are on the outside, the real beauty of YHIC American Elite windows lies beneath the surface. With a host of the most popular homeowner features coupled with state-of-the-art, advanced manufacturing processes, each window in the American Elite product lineup offers a dependable peace-of-mind performance. In addition, the low-maintenance vinyl can most often be cleaned with a damp cloth and resists fading and discoloring with age. But the best part is, every American Elite window features integral details for added insulation and maximum performance.

*Warranty issues must first be investigated by your installation contractor. Please contact your YHIC representative to learn more.*



866.256.1811  
YOURHOMEIMPROVEMENTCO.COM  
23823 67<sup>TH</sup> AVENUE, ST. CLOUD, MN 56301

 [facebook.com/yourhomeimprovementco](https://facebook.com/yourhomeimprovementco)

 [@yourhomeYHIC](https://twitter.com/yourhomeYHIC)

 [yourhomeimprovementco](https://www.instagram.com/yourhomeimprovementco)

The information is correct at the time of printing. Changes to the product(s) may have occurred since time of printing. Not all product styles and/or options are available in all areas, so please consult your sales representative prior to purchasing. Printed in U.S.A.

MANUFACTURED BY  
**WINCORE**  
WINDOWS & DOORS